

2015 Mini Cooper 1.5L 6 Speed Auto




Purchase Price **\$14,999**

Includes GST
Excludes on-road costs of \$395

Indicative repayments

\$80.30 per week*

Based on a 60 month term & no deposit.
Total repayments (260) = \$20,878.16



Top Cover



Top features

- » Air Bag(s)
- » Air Conditioning
- » Alarm
- » All Electrics
- » Alloys
- » AUX input
- » Bluetooth connection
- » Body Kit (Factory)
- » Car Stereo
- » Central Locking
- » Climate Control
- » Digital Dash
- » Digital Display
- » Electric Mirrors
- » Face Lift Model
- » Fog Lights
- » Rear Wiper
- » Remote Locking

Body Style
Hatchback

Odometer
116,320 km

Engine
1498 cc, Internal Combustion

Fuel Type
Petrol


Transmission
6-Speed Auto, Front Wheel

Wheels
Factory Alloys

VIN
WMWXS520402C87429

Interior
Black

Safety



Reg No.
RAP38

Ext Colour
White

History
Ex-Overseas

Seats
5 seats

CO2 Emissions
★★★★☆


148 grams/km

Energy Economy
★★★★☆☆

Annual fuel cost of \$2,510
6.4L per 100km

Cost per year is an estimate based on petrol price of \$2.80 per litre and an average distance of 14000 km. Emissions and Energy Economy figures standardised to 3P WLTP.

Based on 2024 VSRR rating




Scan this QR code for more info

Stock ID: 10029



Inch Quality European | Phone 03 379 9528 | Email devininch@gmail.com
541 Moorhouse Avenue, Waltham, Christchurch 8011, New Zealand
www.inchqualityeuropean.co.nz



* Inch Quality European is not a lender nor a financial adviser. Any amounts displayed should not be seen as an offer of finance or taken as financial advice. The interest rate, fees and loan term used in this calculation may not actually represent those available from lenders. Actual interest rates, fees and loan terms will vary per lender and are typically based on an assessment of your credit risk and responsible lending criteria. Any repayment amounts displayed are indicative only and have been calculated using several other indicative inputs. The interest rate used in this calculation is an arbitrary 10.95%, however exact interest rates vary per lender. The term of the loan used in this calculation is 60 month. Exact terms available vary per lender although options typically include 6, 12, 18, 24, 36, 48 and 60 months. This calculation also includes two typical mandatory fees charged by lenders. These are an account admin fee of \$2.90 per month (other payment frequencies may be available) and a one-off establishment fee of \$495.00. Typically, this fee can be paid upfront or, as in this calculation, be capitalised over the contract term, ie. included in the loan amount. These fees can vary per lender and other non-mandatory fees and charges may also apply. The total amount of repayments has been calculated by multiplying 260 weekly repayments (based on a 60 month term) by the weekly repayment amount of \$80.30 which equals \$20,878.16. This calculator does not consider any of your own personal circumstances and we strongly suggest you seek budgeting advice prior to committing to any loan contract. Responsible lending criteria and lender terms and conditions will likely apply to any finalised loan contract. Proof of security and/or vehicle insurance may also be required before proceeding.